



Access and Language Options



Login/Register

[Home](#)

[About Us](#)

[Places to Go](#)

[How to use DisabledGo](#)

[News and Blog](#)

[Site Map](#)

You Are Here: [Home](#) > [Places to Go](#) > Venue



Holiday Inn Portsmouth - Leisure Facilities



Guide Last Updated: 13/10/2017



[Explain These Icons](#)

[Add To My Trip](#)

[View the Access Guide](#)

Pembroke Road, Portsmouth, PO1 2TA

0871 942 9065

<https://www.ihg.com/holidayinn/hotels/gb/en/portsmouth/pmehp/hoteldetail>

[Something Changed? Click Here](#)



Venue Reviews

Average Rating: ★★★★★

[Review this Venue](#)

Access Guide

Leisure Facilities Introduction

Collapse -

Related Access Guide(s)

Collapse -

- [For the Holiday Inn Portsmouth DisabledGo access guide please click here \(new tab\).](#)

Leisure Facilities Information

Collapse -

- The leisure facilities are located on the ground floor of the hotel.

Getting Here

Collapse -

By Road

Collapse -

- This hotel is located on Pembroke Road, south-west of Portsmouth city centre.
- This hotel has a car park which is free for all guests.

By Bus

Collapse -

[Cookie Policy](#)

thin 150 metres of the hotel.

- The nearest bus stop is located on Pembroke Road.
- [For more information on First Group buses please click here \(opens new tab\).](#)

By Train

Collapse -

- The nearest Railway Station is Portsmouth Harbour.
- Portsmouth Harbour Station is approximately 1.2 miles away. There are bus and taxi routes to the hotel from the station.
- [For more information on National Rail please click here \(opens new tab\).](#)

Getting Help and Assistance

Collapse -

- There is a member of staff available for help and assistance.
- Staff do not receive disability awareness/equality training.
- Staff do not receive deaf awareness training.
- There is not a member of staff trained in British Sign Language.
- British Sign Language interpreters cannot be provided on request.
- The alternative formats documents can be provided in include; large print on request.
- There is not an assistance dog toilet or toileting area at the venue/near by.
- Water bowls for assistance dogs are not available.
- There are not mobility aids available.

Parking

Collapse -

Parking

Collapse -

- The hotel does have its own parking facilities.
- The car park is located in front of and at the side of the hotel.
- The car park type is open air/surface.
- The car park does not have a height restriction barrier.
- The car park does not have a barrier control system.
- The car park surface is tarmac.
- There is a/are Blue Badge parking bay(s) available.
- The Blue Badge bay(s) is/are clearly marked and signposted.
- There is/are 4 designated Blue Badge parking bay(s) within the car park.
- The dimensions of the designated Blue Badge parking bay(s) surveyed are 360cm x 590cm (11ft 10in x 19ft 4in).
- There is a 120cm hatched zone around the Blue Badge parking bay(s).
- The dimensions of other designated Blue Badge parking bay(s) vary in size.
- Parking spaces for Blue Badge holders do not need to be booked in advance.
- Clearly marked/signposted parent and child parking bays are not available.
- All parking spaces are provided on a first come first served basis.



| | |
|---|------------|
| Paying | Collapse - |
| <ul style="list-style-type: none"> There are not parking charges for the car park. | |
| Access from the Car Park | Collapse - |
| <ul style="list-style-type: none"> The route from the car park to the entrance is accessible to a wheelchair user with assistance. Assistance may be required because there is/are dropped kerbs. The entrance is clearly visible from the car park. The route from the car park to the entrance is clearly signposted. The surface on the approach to the entrance is tarmac. There is a road to cross between the car park and the entrance. There is no tactile paving on dropped kerbs between the car park and the entrance. The nearest designated Blue Badge parking bay is approximately 21m (22yd 2ft) from the main entrance. | |
| Drop-off Point(s) | Collapse - |
| <ul style="list-style-type: none"> There is not a/are not clearly marked drop-off point(s). | |
| Comments | Collapse - |
| <ul style="list-style-type: none"> There is an unmarked drop off point at the front of the hotel. | |

Outside Access (Main Entrance)

Collapse -

| | |
|---|------------|
| Entrance | Collapse - |
| <ul style="list-style-type: none"> This information is for the entrance located at the front of the hotel. The entrance area/door is clearly signed. There is ramped/sloped access at this entrance. There is not a canopy or recess which provides weather protection at this entrance. The entrance door(s) does not/do not contrast visually with its immediate surroundings. The main door(s) open(s) automatically. The door(s) is/are double width. The width of the door opening is 152cm. There is a second set of doors. The door(s) open(s) automatically. The door(s) is/are double width. The width of the door opening is 135cm. | |
| Cookie Policy | Collapse - |




- The ramp/slope is located in front of and leading to the entrance.
- The gradient of the ramp/slope is slight.
- The ramp/slope is permanent.
- There is not a level landing at the top of the ramp/slope.

Getting Around

Collapse -

| |
|--|
| <p>Access Collapse -</p> <ul style="list-style-type: none"> • There is step free access throughout the majority of the building. • There is a steep ramp, with handrails on both sides, for access to the lifts and standard toilets. • The ramp/slope does bypass the step(s). • There is/are 3 clearly marked step(s), with handrails on both sides, for access to the lift and standard toilets. • The height of the step(s) is/are between the recommended 15cm and 18cm. • There is/are 3 unmarked step(s), with no handrails, for access to Executive Rooms 15 and 16. • The height of the step(s) is/are not between the recommended 15cm and 18cm. • The going of the step(s) is/are between the recommended 30cm and 45cm. |
| <p>Circulation Collapse -</p> <ul style="list-style-type: none"> • There are doors in corridors/walkways which have to be opened manually. • The type of flooring in corridors/walkways is carpet and vinyl. • There is some flooring in corridors/walkways which includes patterns or colours which could be confusing or look like steps or holes to some people. • There is some flooring in corridors/walkways which is shiny and could cause issues with glare or look slippery to some people. • There is good colour contrast between the walls and floor in all areas. • The lighting levels are varied. • Access to other floors/levels is via stairs and lift. |
| <p>Signage Collapse -</p> <ul style="list-style-type: none"> • Wayfinding signage is provided. • The colour, design and typeface of signs is consistent throughout the building. |
| <p>Audio Collapse -</p> <ul style="list-style-type: none"> • This venue does play background music in public areas. <p>Cookie Policy reception and restaurant areas.</p> |



- There is a hearing assistance system in the public areas of the building.
- The system is a portable loop.

Opening Times

Collapse -

- Monday 06:30 - 22:00.
- Tuesday 06:30 - 22:00.
- Wednesday 06:30 - 22:00.
- Thursday 06:30 - 22:00.
- Friday 06:30 - 22:00.
- Saturday 07:00 - 21:00.
- Sunday 07:00 - 21:00.

Entrance (Leisure Facilities)

Collapse -

Entrance

Collapse -

- This information is for the entrance located to the right as you enter the hotel, off the main corridor.
- The entrance area/door is clearly signed.
- There is step free access at this entrance.
- The entrance door(s) does not/do not contrast visually with its immediate surroundings.
- The main door(s) open(s) towards you (pull).
- The door(s) is/are double width but one door is locked.
- The door(s) is/are heavy.
- The width of the door opening is 66cm.
- There is a second set of doors.
- The door(s) open(s) towards you (pull).
- The door(s) is/are single width.
- The door(s) is/are heavy.
- The width of the door opening is 75cm.



Reception (Leisure Facilities)

Collapse -

Reception

Collapse -

- The reception point is located to the right as you enter the leisure facilities entrance.
- The reception point is approximately 3m (3yd 10in) from the leisure facilities entrance.
- The reception area/desk is clearly visible from the entrance.
- There is step free access to the reception point.
- There is a clear unobstructed route to the reception point.
- There are windows, TVs, glazed screens or mirrors behind the reception point which could adversely affect the ability of someone to lip read.

[Cookie Policy](#)


- The reception counter is not placed in front of a background which is patterned.
- The lighting levels at the reception point are good.
- The height of the reception counter is high (110cm+).
- There is sufficient space to write or sign documents on the counter.
- There is not a lowered section of the counter.
- The counter is staffed.
- There is not a hearing assistance system at the reception point.
- Signs and universally accepted symbols or pictograms, indicating lifts, stairs, WCs, circulation routes and other parts of the building are not provided in the reception area.
- The type of flooring in the reception area is vinyl.

Reception Waiting Area

Collapse -

- There is a waiting area close to the reception point.
- Access to the waiting area is unobstructed.
- There are sofas only in the waiting area.
- There is not sufficient space for a wheelchair user to use the waiting area.

Swimming Pool

Collapse -

- There is not level access from the changing area to the swimming pool.
- There is not a ramped entrance into the water.
- There is not a wet side chair available.
- There is not a hoist for wheelchair users to access the water.
- There are steps into the swimming pool.
- There are 4 steps.
- There is a ladder type entrance into the water.
- There is a handrail on both sides of the ladder.



Ramp(s) or Slope(s) (Swimming Pool)

Collapse -

- There is a ramp/slope located leading from the changing area to the swimming pool.
- The gradient of the ramp/slope is slight.
- The ramp/slope is permanent.



Other Floors

Collapse -

Stairs

Collapse -

[Cookie Policy](#)

- Stairs can be used to access other floors.
- The stairs are for public use.
- The stairs are located to the left as you enter the leisure facilities entrance.
- The stairs are approximately 3m from the leisure facilities entrance.
- Signs indicating the location of the stairs are not available from the entrance.
- There are manual, heavy, single doors to enter the stairwell on the ground floor.
- The floors which are accessible by stairs are G and 1.
- There are 15+ steps between floors.
- The height of the step(s) is/are not between the recommended 15cm and 18cm.
- The height of the step(s) is/are 19cm.
- The going of the step(s) is/are not between the recommended 30cm and 45cm.
- The steps are clearly marked.
- There is a/are handrail(s) at the step(s).
- The steps have a handrail on the right going up.
- Handrails are not at the recommended height (90cm-100cm).
- Handrails do cover the flight of stairs throughout its length.
- Handrails are easy to grip.
- Handrails do not extend horizontally beyond the first and last steps.
- There is a landing.
- Clear signs indicating the facilities on each floor are provided on landings.
- The lighting levels at the steps are low.




Fitness Suite

Collapse -

Access to Fitness Suite

Collapse -

- The fitness suite is located on the first floor.
- There is not level access to the fitness suite.
- There are doors into the fitness suite.
- The doors open away from you (push).
- The doors are double.
- The doors are heavy.
- The opening is 80cm (2ft 7in) wide.



Fitness Suite (General)

Collapse -

- Staff receive no training in assisting disabled people.
- A portable hearing loop is not available for induction.
- There is not clear manoeuvring space between

[Cookie Policy](#)

- There is level access to all of the equipment.


Changing Area (Male)

Collapse -

Changing Area

Collapse -

- There is a/are changing area(s) available.
- The changing area that was surveyed is located to the rear of the main corridor.
- The changing area is approximately 20m from the leisure facilities entrance.
- The changing area is approximately 20m from reception.
- The changing area is approximately 5m from the swimming pool.
- There is step free access to the changing area.
- The facilities available within the changing area include; standard showers and standard toilets.
- This is a male changing area.
- Similar female changing area(s) are available.
- The door(s) is/are single width.
- The door(s) is/are heavy.
- The type of flooring in the changing area is vinyl and tiles.
- There is not a flashing fire alarm beacon within the changing area.
- There are changing benches or seats within the changing area.
- There are lockers within the changing area.
- There is a/are locker(s) within reach for a wheelchair user.
- There is not a water dispenser available.
- The lighting levels in the changing area are good.



Shower Facilities

Collapse -

- Shower facilities are available.
- There is step free access to the shower facilities.
- Adjustable.
- The shower control type(s) is/are twist/turn.
- There is a flip down/tip up seat for the shower(s).
- There is a/are wall-mounted grab rail(s) available for the shower(s).

Toilet Facilities

Collapse -

- Toilet facilities are available.
- There is step free access to the toilet(s).
- An ambulant toilet with wall-mounted grab rails is not available.
- The wash basin(s) tap type is lever.
- The lighting levels in the toilet(s) are good.

[Cookie Policy](#)

Baby Changing Facilities

Collapse -

- Baby changing facilities are not available.

Who we are...

- Homepage
- About Us
- Access Icons
- FAQs
- Contact Us
- Press and Media

The way we work...

- Website Conditions
- Acceptable Use Policy
- Cookie Policy
- Privacy Policy
- Accessibility Policy
- Common Access Guide Terms Explained

Our support for business

- Disabled Charities and Useful Links
- FAQs Around Our Surveyors

Follow @DisabledGo

Join us...

 Facebook

 Twitter 

Google+

[Switch to mobile site](#)



eCommerce Solutions by PureNet